



SONOMA COUNTY HUMAN SERVICES DEPARTMENT PUBLIC DATA REPORT

May 2026

Produced by the Planning, Research, Evaluation, & Engagement (PREE) Unit



COUNTY OF SONOMA
**Human Services
Department**

CONTENTS

Introduction.....	2
Medi-Cal.....	4
CalFresh.....	6
In-Home Supportive Services	8
Home Delivered Meals.....	10
Adult Protective Services	12
Child Protective Services.....	14
Foster Care Programs.....	15
SonomaWORKS (CalWORKs)	17
General Assistance.....	19
Workforce Innovation & Opportunity Act	21



INTRODUCTION

About Us

The Sonoma County Human Services Department (HSD) helps people stay safe and assists with food, medical care, and other services. Each month, HSD helps as many as 144,000 people. That means nearly 1 in 3 people¹ in Sonoma County receive assistance from our safety net programs.

Our Vision

People in our community live freely chosen lives up to their full potential throughout their lifespan.

Our Mission

Building upon strengths, we bridge people to opportunity through responsive safety net services.

About the Report

The purpose of this report is to highlight the impact of HSD programs and transparently share our data. This report is for local leaders, nonprofit partners, and anyone in the community who wants to learn more. Data reports help us to better understand the clients we serve and who utilizes our services, so that we are responsive to the community's needs.

The report shows how many people are helped each month by different HSD programs. Updates will be provided quarterly. Please keep in mind that some people get assistance from more than one program. For example, a family may get SonomaWORKS (CalWORKs) cash assistance and CalFresh (food stamps) benefits in the same month, and would be included in each count.

Updated data about age, race, and ethnicity will be shared every year. By looking closely at these numbers, we can learn more about the communities HSD serves and create services that fit everyone's needs. Differences in program uptake are typically caused by systemic disparities, program policies, and service access.

We acknowledge that some communities are not fully included in our data at this time. The demographic categories in our case management systems also limit the

¹ This estimate is based on the United States Census Bureau's 2020-2024 American Community Survey (ACS) population estimate for Sonoma County (485,040 residents) and available data on the number of individuals on Medi-Cal, but the actual number could be slightly higher.

completeness of available data. HSD is working to try to get more complete data and fill in the gaps where numbers are missing.

Also note that some numbers are hidden to protect the identities of the people in our programs. Data will be hidden when a number represents less than 11 people, per [CDSS guidance](#). If data is hidden, there will be an asterisk (*).

HSD Racial Equity Commitment

The Sonoma County Human Services Department recognizes that inequities exist in our community that have disproportionately affected Black, Indigenous, and People of Color. Local government plays a role in influencing these inequities, which exist across housing, health, education, and other areas. HSD builds upon its mission to bridge people to opportunity through responsive safety net services by committing to being an antiracist organization and eliminating racial disparities in all HSD programs, policies, practices, and services.

Acknowledgements

This report is published with sincere gratitude to the staff at HSD who go above and beyond to serve our community and the dedicated workgroup members who contributed to the thoughtful development of this data. Thank you!

Questions?

Please contact us at datainfo@schsd.org.

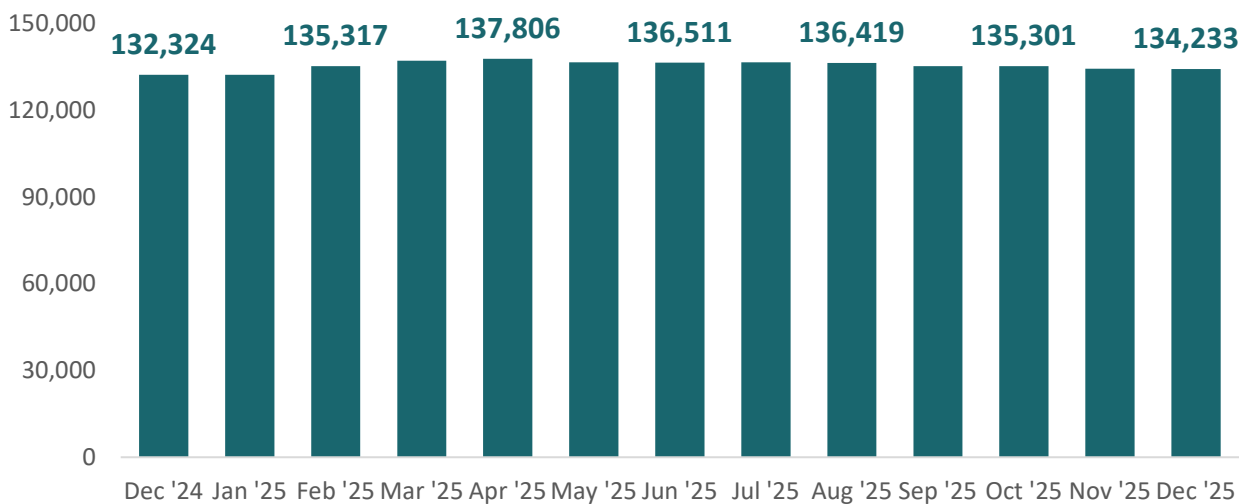


MEDI-CAL

Monthly Data & Demographics

Medi-Cal is California's federal Medicaid program. This is a public insurance program which provides needed healthcare services for low-income individuals including families with children, seniors, persons with disabilities, youth in foster care, pregnant women, and people with specific diseases such as tuberculosis, breast cancer, or HIV/AIDS.

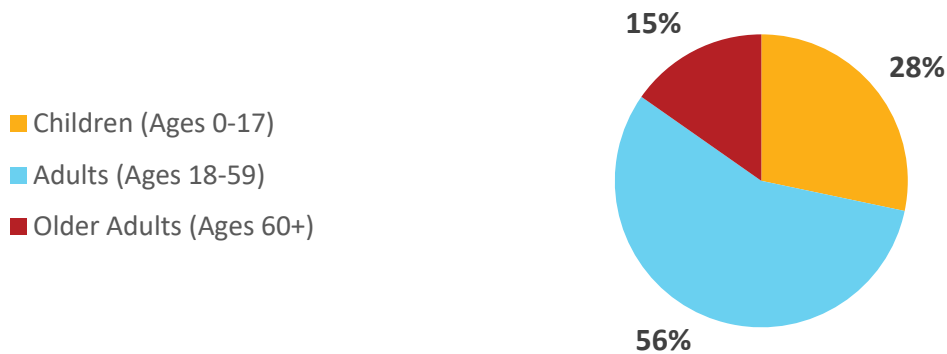
Individuals with Medi-Cal in Sonoma County by Month



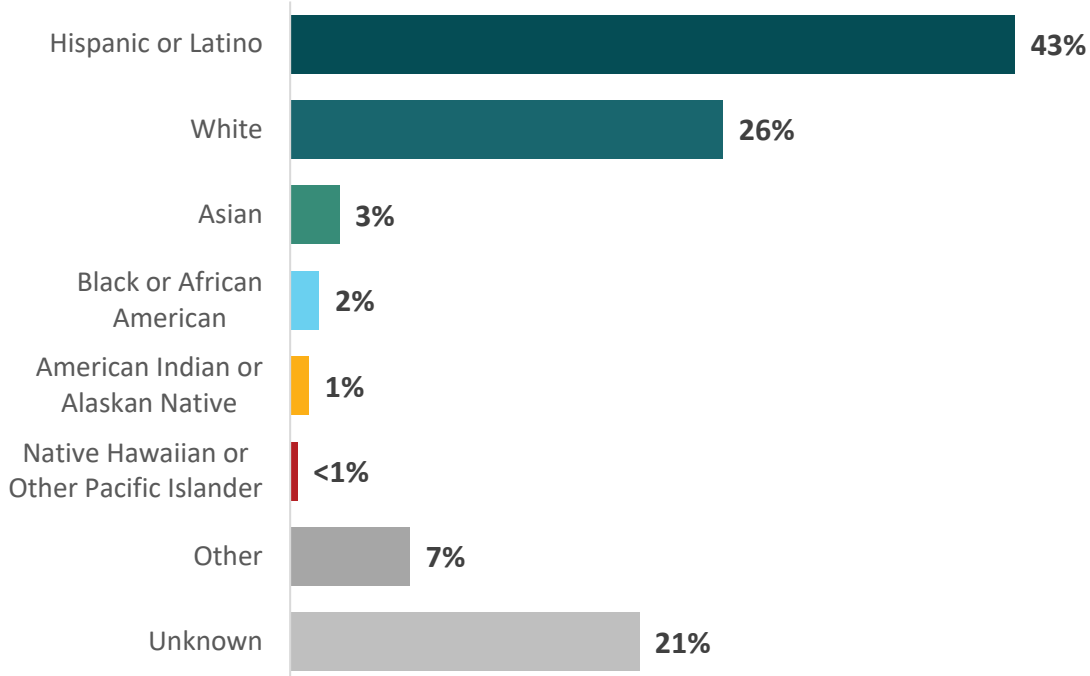
Source: CalSAWS. Data is preliminary for most recent month. Note that there is overlap across months, and many families with Medi-Cal also receive assistance via SonomaWORKS and CalFresh. Approximately 8,000 individuals in Sonoma County receive Medi-Cal based on their SSI eligibility.

Medi-Cal Demographics in Sonoma County

Age of Individuals with Medi-Cal in 2025



Race & Ethnicity of Individuals with Medi-Cal in 2025



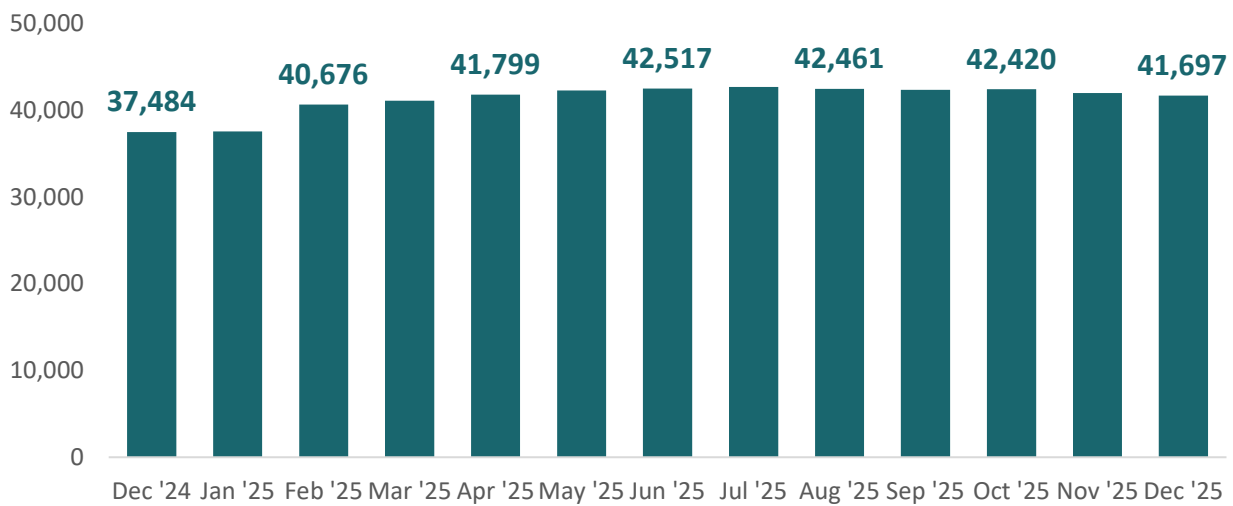
Source: CalSAWS. Individuals can select all that apply, so the percentages may total more than 100%. Note that a Middle Eastern or North African (MENA) category is not yet available.

CALFRESH

Monthly Data & Demographics

CalFresh, also known federally as the Supplemental Nutrition Assistance Program (SNAP), provides monthly assistance for low-income individuals and families to buy food. CalFresh is issued monthly on an Electronic Benefit Transfer (EBT) card, similar to an ATM card, to purchase food at online retailers, grocery stores, convenience stores, farmers markets and any store that accepts EBT.

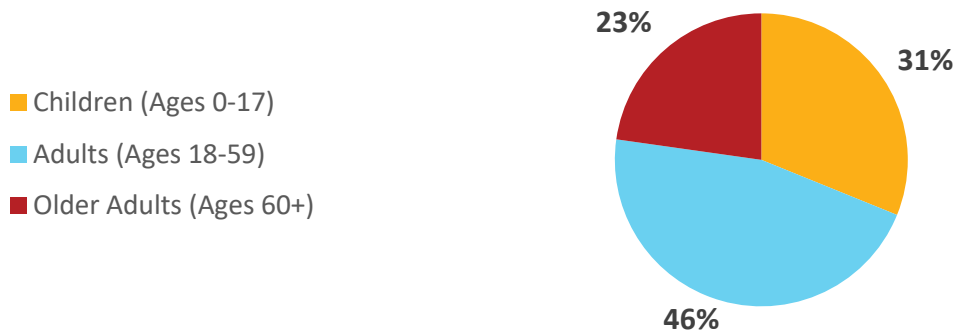
Individuals with CalFresh in Sonoma County by Month



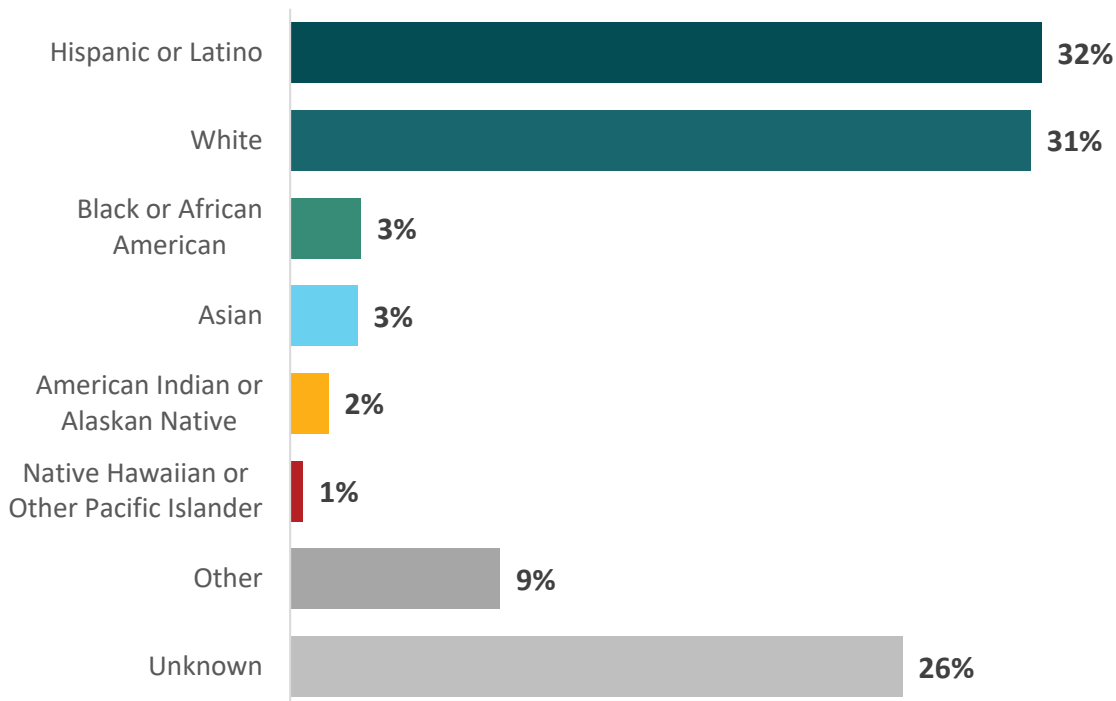
Source: CalSAWS. Note that there is overlap across months, and many families with CalFresh also receive SonomaWORKS and Medi-Cal benefits.

CalFresh Demographics in Sonoma County

Age of Individuals with CalFresh in 2025



Race & Ethnicity of Individuals with CalFresh in 2025



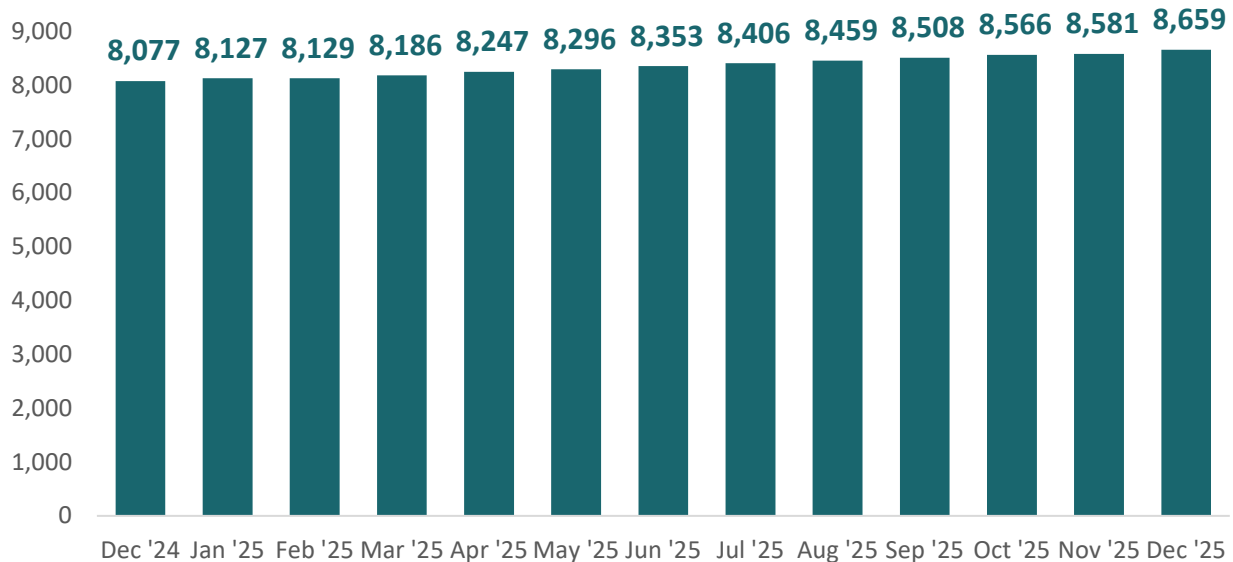
Source: CalSAWS. Individuals can select all that apply, so the percentages may total more than 100%. Note that a Middle Eastern or North African (MENA) category is not yet available.

IN-HOME SUPPORTIVE SERVICES

Monthly Data & Demographics

The In-Home Supportive Services (IHSS) program provides in-home assistance to eligible aged, blind, and disabled individuals as an alternative to out-of-home care and enables recipients to remain safely in their own homes.

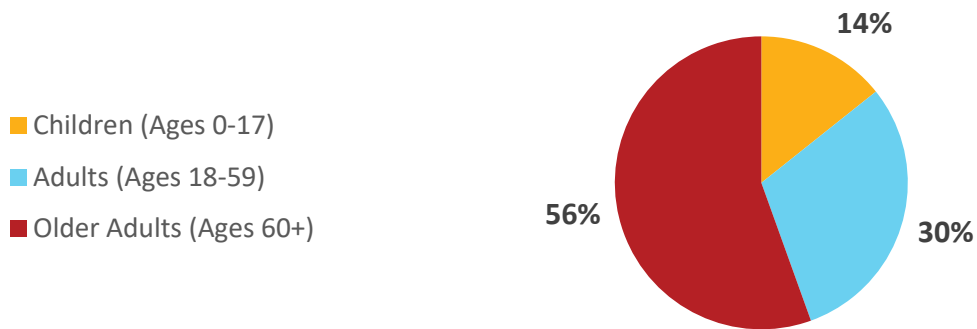
Individuals Served by IHSS in Sonoma County by Month



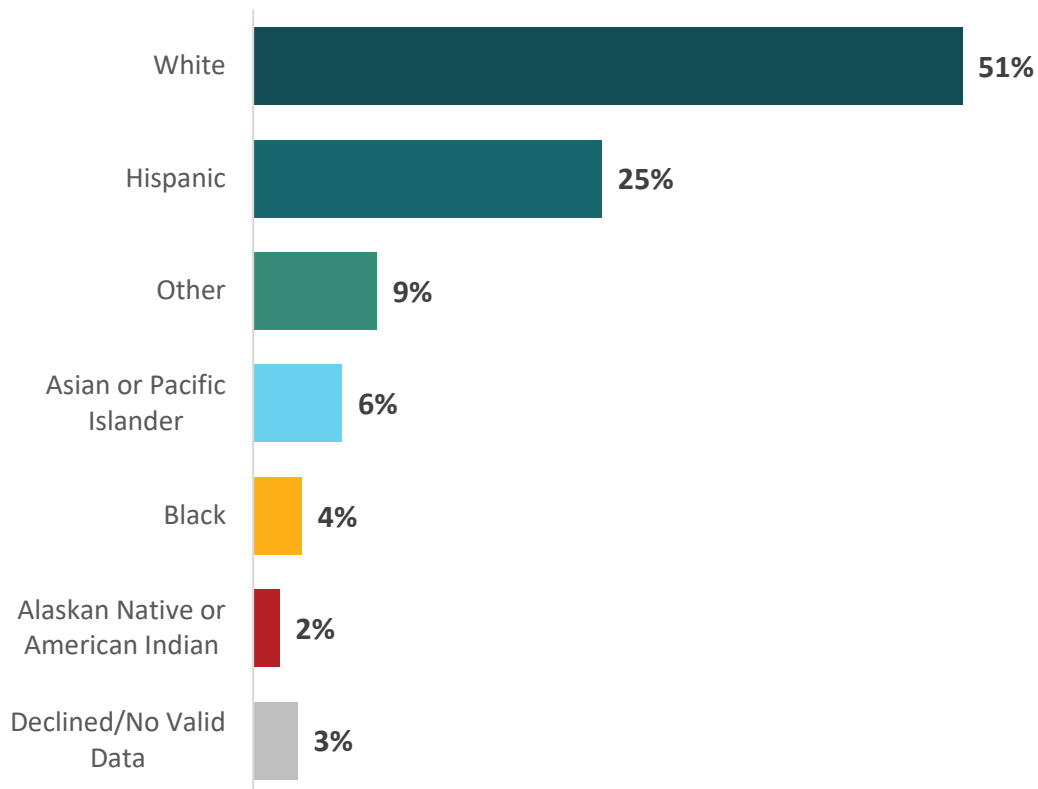
Source: Case Management Information and Payrolling System (CMIPS) IHSS Program Statistics Data. Note, these are counts of total clients at the end of every month which can include duplicates from previous months.

IHSS Demographics in Sonoma County

Age of Individuals Served by IHSS in 2025



Race & Ethnicity of Individuals Served by IHSS in 2025



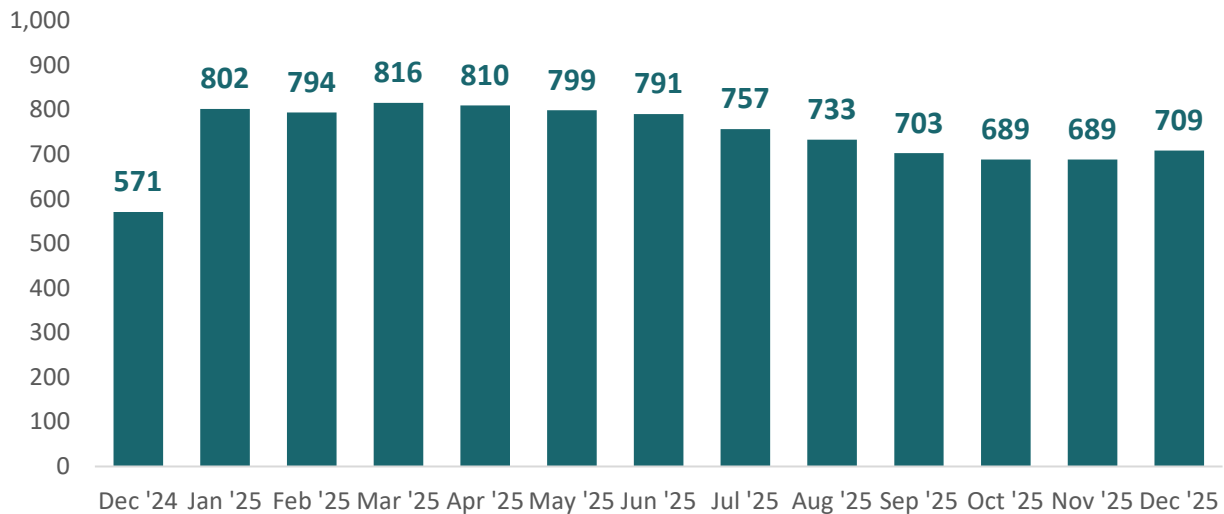
Source: CMIPS Monthly Recipient Management Data Download and IHSS Program Data.

HOME DELIVERED MEALS

Monthly Data & Demographics

The Area Agency on Aging (AAA) Home Delivered Meal program provides nutritious meals to older adults age 60 years and older who are not able to attend congregate meal sites. For those who are unable to leave their home, this program is often the first in-home service that an older adult receives and is a primary access point for other home and community-based services.

Home Delivered Meals Consumers in Sonoma County by Month




Source: SAMS. Note that individuals typically receive meals over the course of multiple months and are included in each monthly count.

Home Delivered Meals Demographics in Sonoma County

Age of Home Delivered Meals Consumers in 2025

■ Older Adults (Ages 60+)

100%



Source: SAMS.

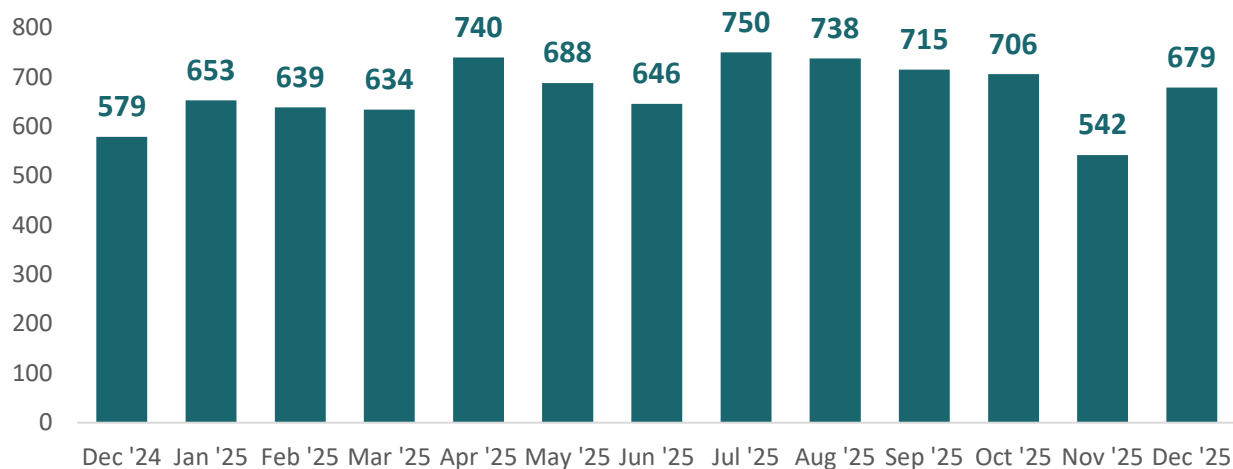


ADULT PROTECTIVE SERVICES

Monthly Data & Demographics

Adult Protective Services (APS) receives reports of suspected abuse or neglect involving older adults age 60+ and adults with disabilities ages 18-59, 24-hours a day. In certain cases, APS will conduct an investigation, assess a client's unique needs, and work to develop a service plan that addresses the allegation while maintaining independence and self-determination whenever possible.

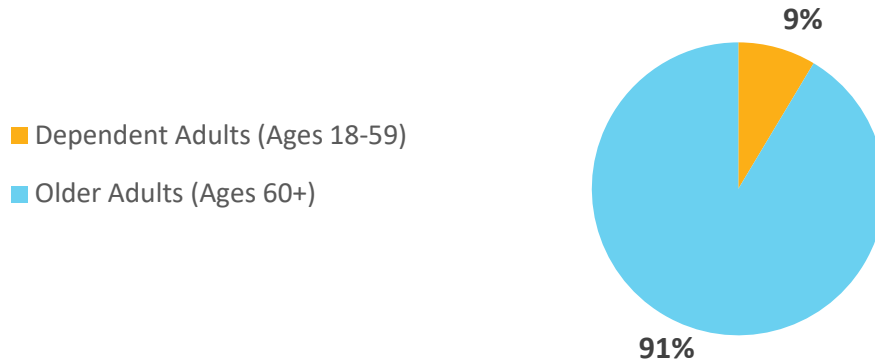
APS Reports in Sonoma County by Month



Source: APS reports monthly statistics generated from LEAPS. These counts are total monthly reports that are made to APS. There may be duplication, since it is possible that an individual could be included in multiple reports.

APS Demographics in Sonoma County

Age of Adults Involved in APS in 2025



Source: LEAPS. This data shows APS reports received in 2025 categorized by the age group of the *alleged* victim. Those under age 60 are presumed “Dependent Adults” solely for the purpose of data reporting and not official eligibility determinations/standards.

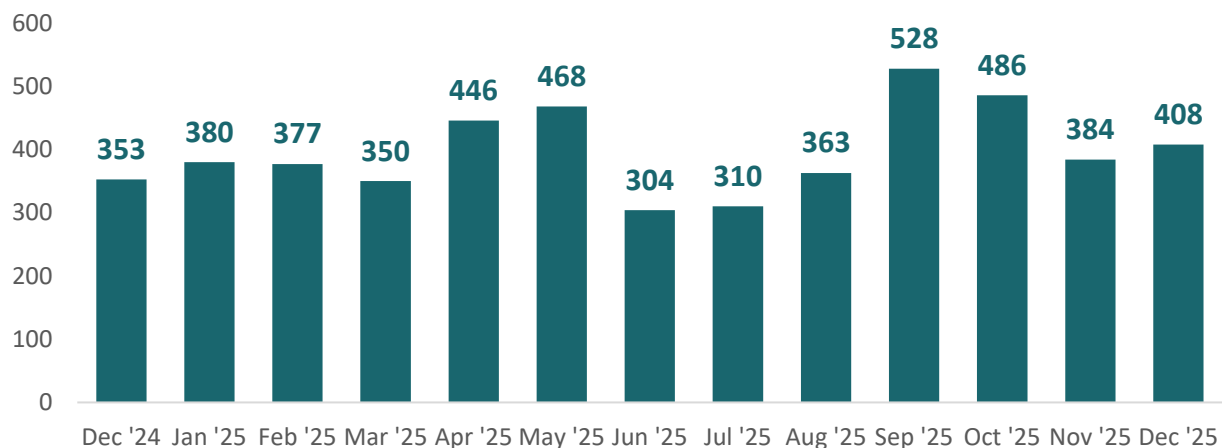


CHILD PROTECTIVE SERVICES

Monthly Data & Demographics

The Sonoma County Family, Youth and Children’s Division ensures the safety and wellbeing of children, youth, and families in our communities. We receive and investigate reports of suspected child abuse or neglect involving children under the age of 18 via a 24-hour hotline. When a report of suspected abuse or neglect becomes an investigation, the Family, Youth and Children’s Division assesses the child and family’s unique needs and works with them to develop a service plan to maintain the child(ren)’s safety, health, and wellbeing.

CPS Referrals in Sonoma County by Month



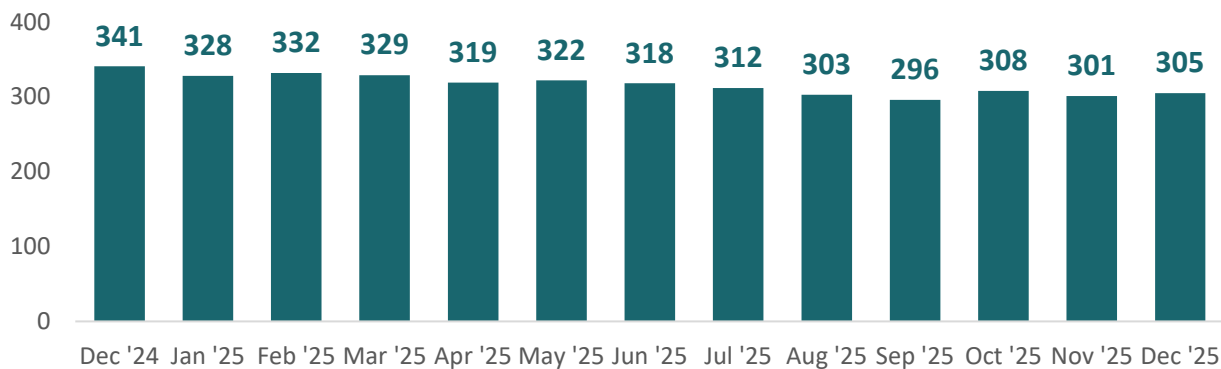
Source: CWS/CMS via Safe Measures extract. Note that a referral may include more than one child or youth.

FOSTER CARE PROGRAMS

Monthly Data & Demographics

The Sonoma County Family, Youth and Children’s Division ensures the safety and wellbeing of children, youth, and families in our communities. We provide culturally sensitive, inclusive, and trauma informed services and resources with the goal of ensuring supportive placements, temporary shelter care, and permanency. Foster care (also known as out-of-home care) is a temporary service provided by the States for children who cannot live with their families. Children in foster care may live with relatives or with unrelated foster parents. Foster care can also refer to placement settings such as group homes, residential care facilities, emergency shelters, and supervised independent living.

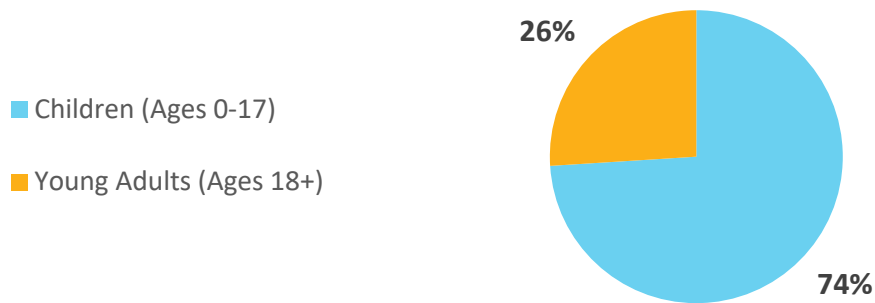
Youth in Foster Care in Sonoma County by Month



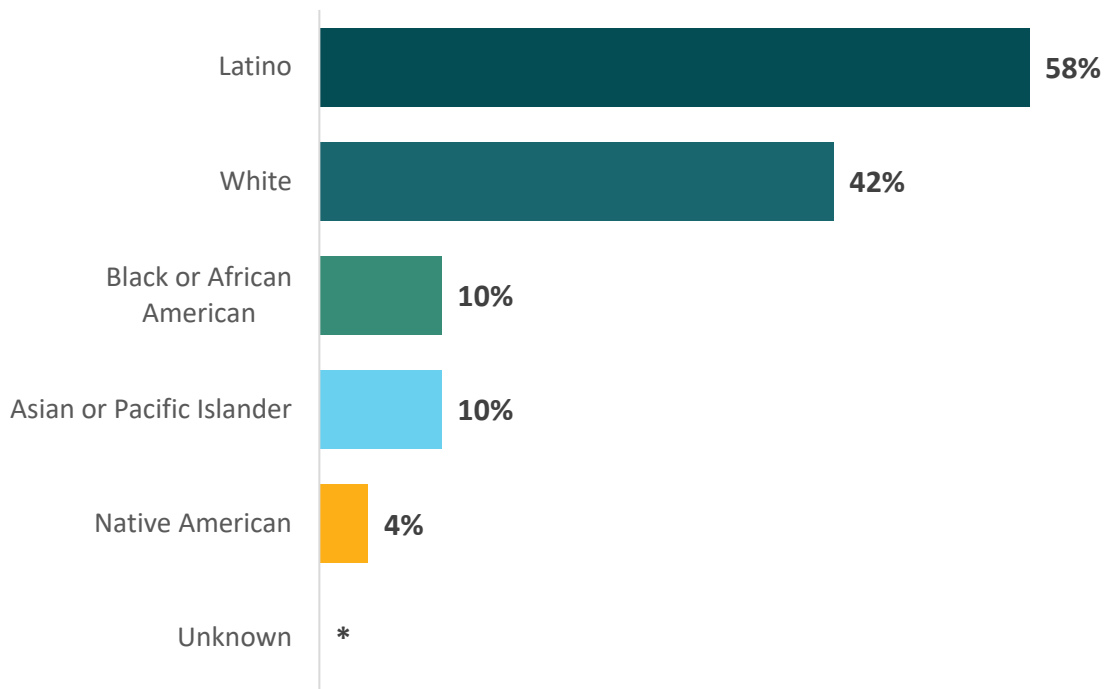
Source: CWS/CMS via Safe Measures extract. Does not include Guardianship Non Dependency Placements.

Foster Care Demographics in Sonoma County

Age of Individuals in Foster Care in 2025



Race & Ethnicity of Individuals in Foster Care in 2025



Source: CWS/CMS via Business Objects extract. Each child or young adult is included in ALL racial/ethnic categories they identified. Categories represent any child that identifies with that category alone or in combination of any other racial/ethnic categories.

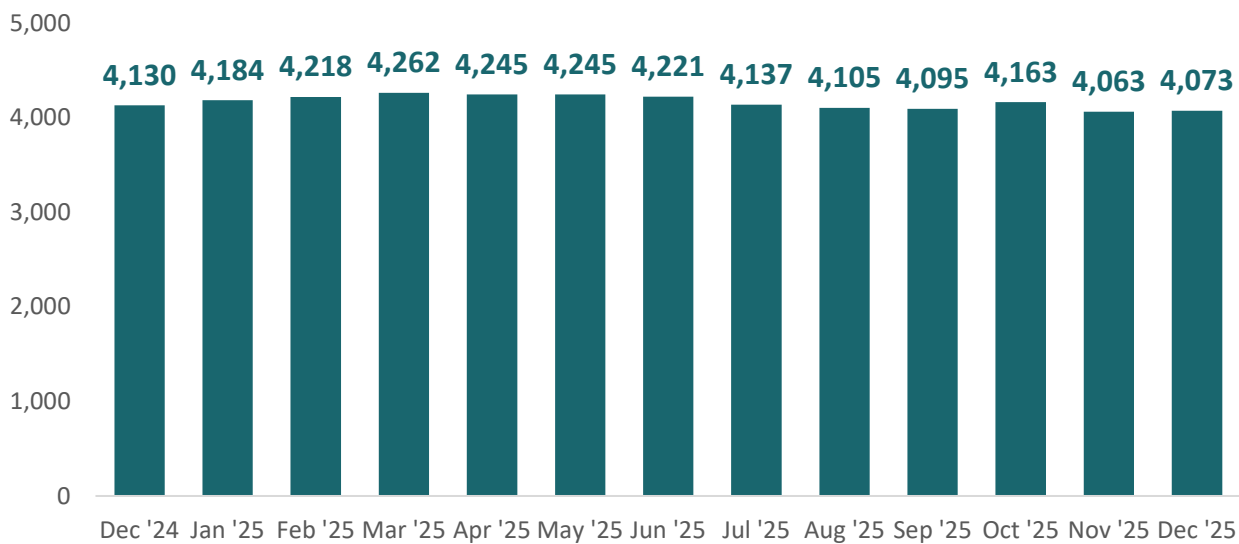
*Data masked to protect client confidentiality.

SONOMAWORKS (CALWORKS)

Monthly Data & Demographics

SonomaWORKS - known statewide as the California Work Opportunity and Responsibility to Kids or CalWORKs program - provides temporary help in the form of cash assistance for families with minor children who have little or no money. SonomaWORKS can also help qualifying adults build skills toward getting and keeping a job to support their family.

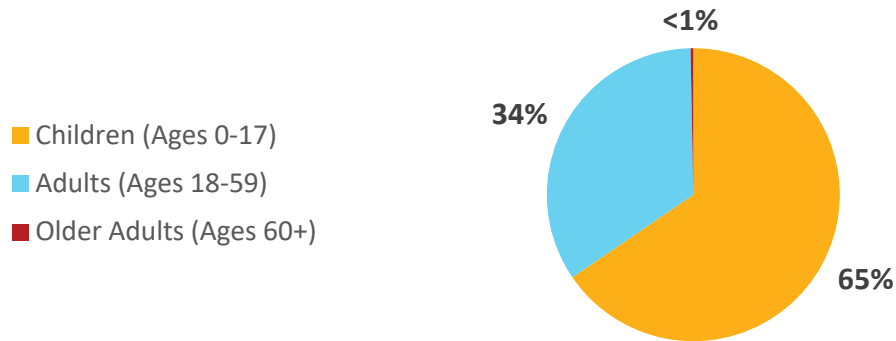
Individuals with SonomaWORKS in Sonoma County by Month



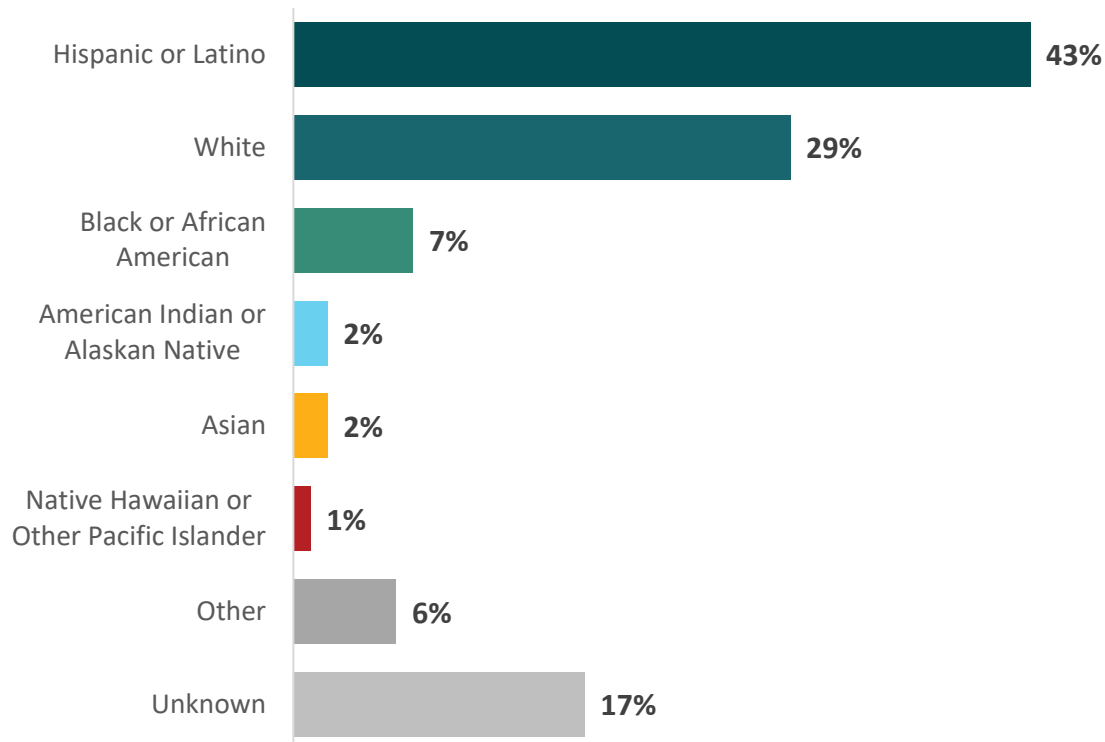
Source: CalSAWS. Note that there is overlap across months, and families receiving cash assistance via SonomaWORKS typically also receive CalFresh and Medi-Cal benefits.

SonomaWORKS Demographics in Sonoma County

Age of Individuals with SonomaWORKS in 2025



Race & Ethnicity of Individuals with SonomaWORKS in 2025



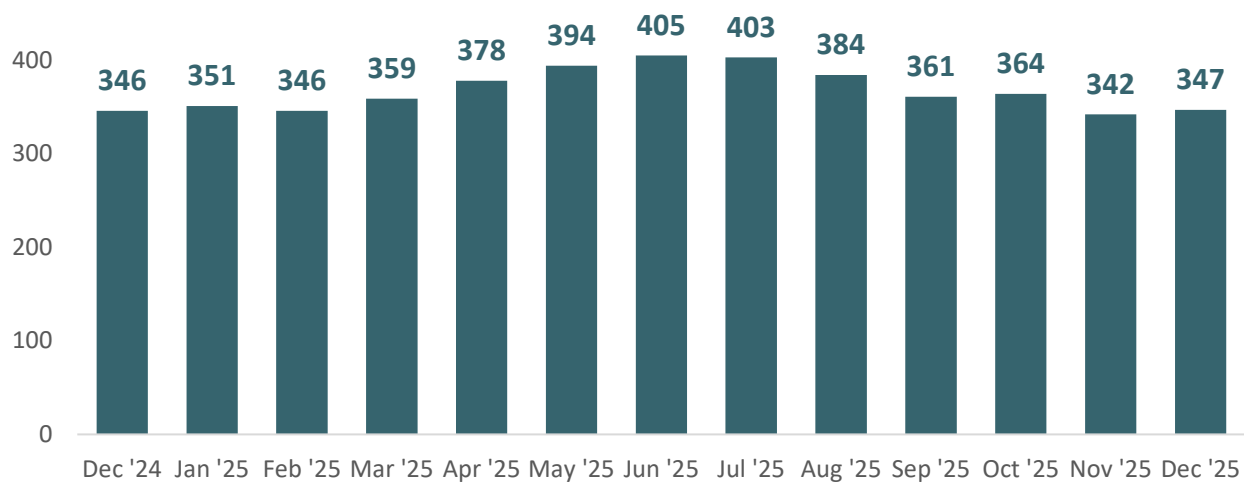
Source: CalSAWS. Individuals can select all that apply, so the percentages may total more than 100%. Note that a Middle Eastern or North African (MENA) category is not yet available.

GENERAL ASSISTANCE

Monthly Data & Demographics

General Assistance provides temporary cash assistance to individuals (typically ages 18+) who have little or no money, to help with meeting basic needs. General Assistance can be approved for up to 90 days in a 12-month period, and longer periods of assistance may be available for individuals with disabilities. Assistance may also be available to help with rent or utility payments.

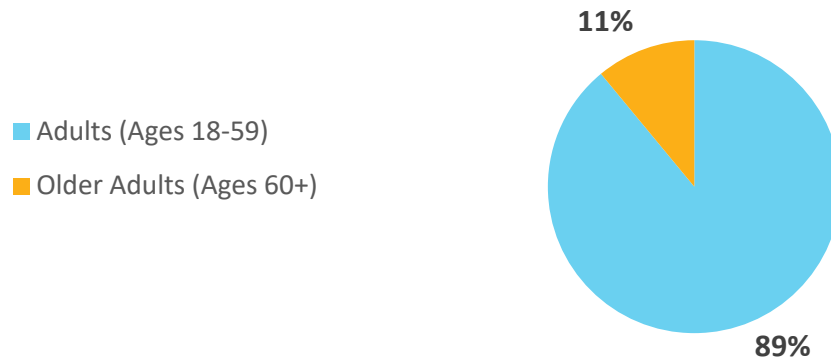
Individuals on General Assistance in Sonoma County by Month



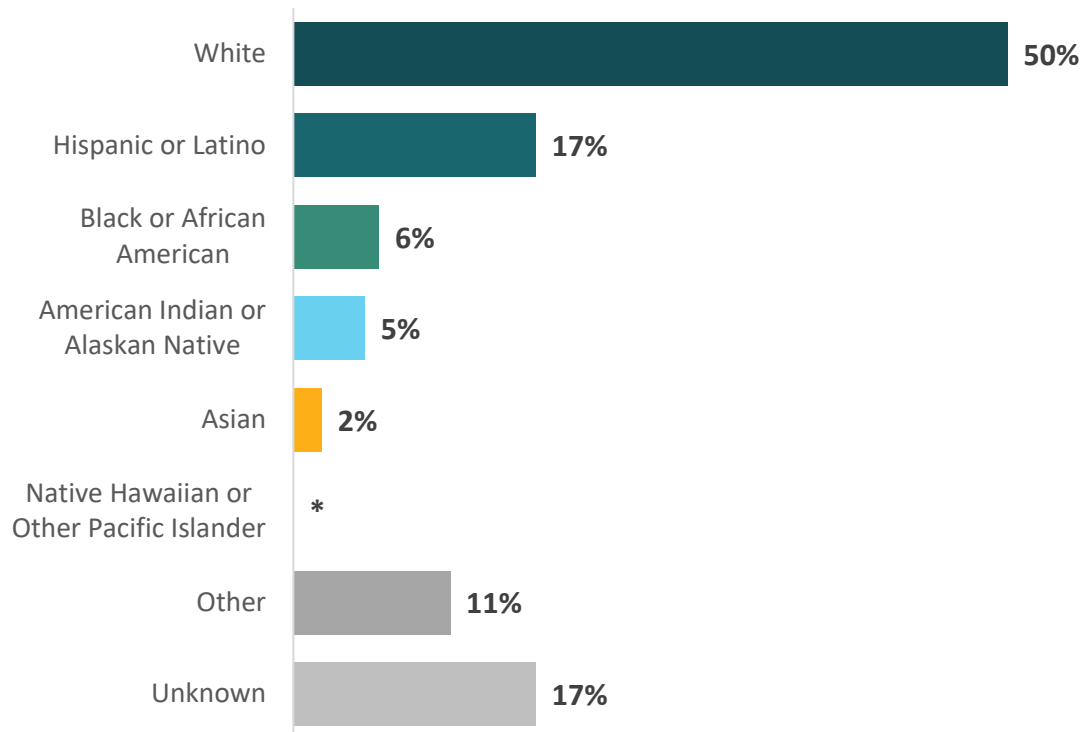
Source: CalSAWS. Note that there is overlap across months, and individuals receiving support through General Assistance may also receive CalFresh, Medi-Cal, or Workforce Innovation and Opportunity Act (WIOA) benefits.

General Assistance Demographics in Sonoma County

Age of Individuals on General Assistance in 2025



Race & Ethnicity of Individuals on General Assistance in 2025



Source: CalSAWS. Individuals can select all that apply, so the percentages may total more than 100%. Note that a Middle Eastern or North African (MENA) category is not yet available.

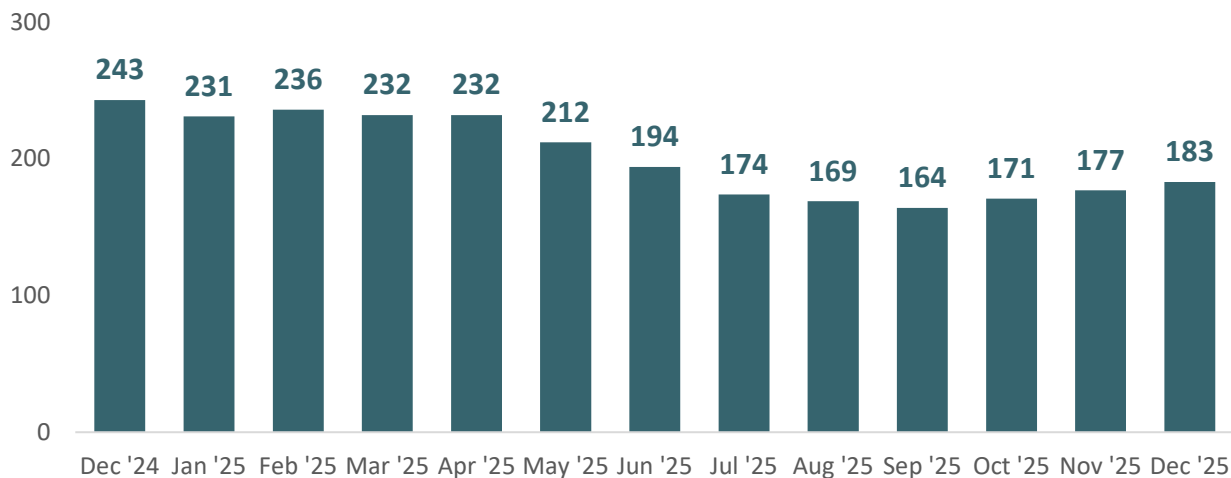
*Data masked to protect client confidentiality.

WORKFORCE INNOVATION & OPPORTUNITY ACT

Monthly Data & Demographics

Job seekers who need assistance with finding a job, changing career paths, or improving job skills may be eligible for Workforce Innovation and Opportunity Act (WIOA) individualized career services. One-on-one career counseling is available for both adults and youth/young adults (ages 16-24). For job seekers who qualify, financial assistance can be used to enroll in training and/or classes (e.g. college or a training school), and pay for course fees, books, and other materials.

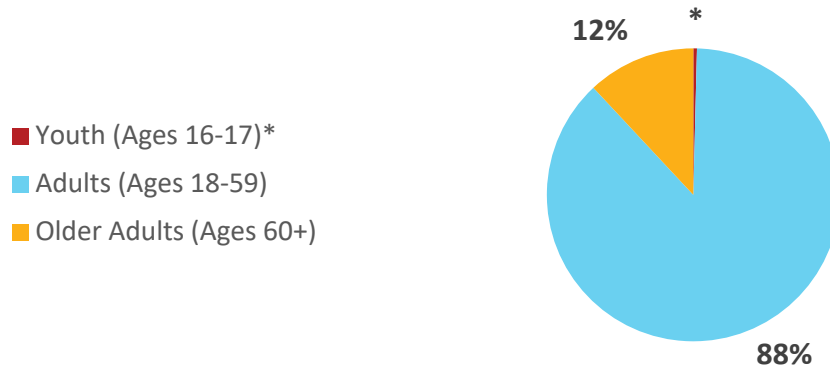
WIOA Enrolled Individuals in Sonoma County by Month



Source: CalJOBS. Note there is overlap across months, and some individuals receiving support through the Workforce Innovation and Opportunity Act (WIOA) may also receive CalFresh, Medi-Cal, or General Assistance.

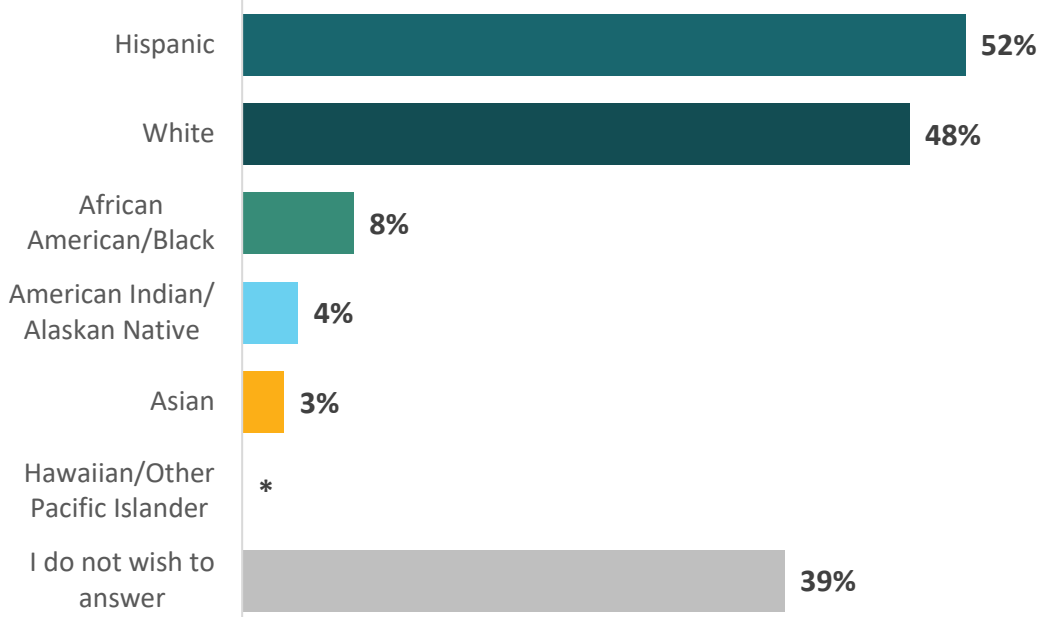
WIOA Demographics in Sonoma County

Age of WIOA Enrolled Individuals in 2025



Please note that this age data is captured as of 12/31/2025. Individuals may have been under the age of 18 when they first enrolled in the WIOA Youth program.

Race & Ethnicity of WIOA Enrolled Individuals in 2025



Source: CalJOBS. Combined percentages are greater than 100%; individuals could select all that apply. Race and Hispanic ethnicity were asked as separate questions. Note that a Middle Eastern or North African (MENA) category is not yet available in CalJOBS at this time.

*Data masked to protect client confidentiality.