










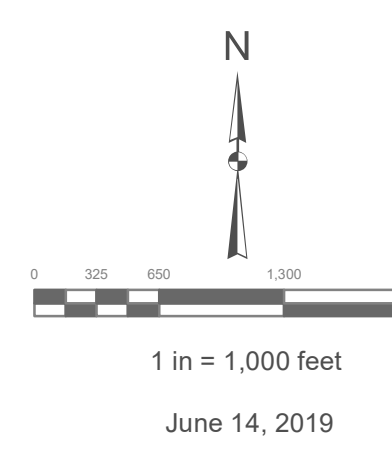


**SUPERVISORIAL DISTRICT 1**  
**ELDRIDGE | GLEN ELLEN | KENWOOD**  
**MUNICIPAL ADVISORY COUNCIL (MAC)**  
**OPTION 2 MAC BOUNDARY**

- |  |  |
|--|--|
|  MAC Boundary                       |  School District  |
|  2010 Census Designated Place (CDP) |  Petaluma JT      |
|  Base Zoning by Area                |  Santa Rosa City  |
|  City Limit                         |  Sonoma Valley    |
|  Parcel                             |  State Highway    |
|  |  Residential Road |



County of Sonoma  
 Permit and Resource Management Department  
 2550 Ventura Avenue, Santa Rosa, California 95403

